

School Parking

Kiss & Drive zones typically allow parents to pick up and drop off children close to the main school entrance.

They are not to be used for parking.

Good Parkers DO NOT

- Park on the footpaths
- Park on verges without permission
- Park in the **Kiss & Drive**
- Park blocking a driveway/s
- Park within 10m of an intersection
- Park contrary to any street signage
- Park facing against the flow of traffic
- Receive parking infringements

Good Parkers DO

- Leave the car at home (if possible)
- Park the vehicle further away and walk
- Obey all street signage
- Consider other road users
- Use the assigned parking bays
- Cooperate with other parents to take turns dropping off & picking up children at school

**Always move forward
to the top bay**

Infringements

If you do not park in accordance with the local by-laws you may receive a parking infringement from the Town of Cambridge.

- Stopping in a No Stopping area
- Stopping or parking in front of a driveway
- Double parking
- Stopping or parking on any footpath or cycleway
- Parking on a verge without consent
- Causing an obstruction
- City officers will conduct patrols near schools regularly to reinforce correct parking and increase safety for children attending school

**If your child is not ready, please do not pull in to the Kiss and Drive.
Continue up to the roundabout on Alexander Street or south down Simper Street and drive around the block back to the Kiss and Drive.**



**WEMBLEY
Primary School**

41 Grantham Street, Wembley WA 6014

Phone: (08) 9253 9400

website: wembleyps.wa.edu.au



KISS & DRIVE FACILITY



Community Opportunity Excellence

The area around our school is busy and potentially hazardous during the peak afternoon pick up period. **Your cooperation and patience when using the Kiss & Drive facility will provide your children with a safer, less stressful environment.**

Alexander St and Simper St have been designated as the Kiss & Drive areas for the school and are only for the set down and pick up of students. This process allows more vehicles to use the same bays in the peak periods before and after school. **Please familiarise yourself with the following rules.**

How the Kiss and Drive works

- Move as near to the **front** of the Kiss & Drive bays as possible
- Always be courteous to other road users
- Children will wait in the area adjacent to the Kiss & Drive bays
- Bays to be used only for set down and pick up of students
- If your child is not ready, **don't stop** – drive up to the roundabout on Alexander or south down Simper Street, drive around the block and back to the Kiss & Drive, re-joining the queue
- There is no parking or waiting permitted in the Kiss & Drive bays
- Always **indicate** to enter and leave the Kiss & Drive bays
- Ensure children entering the vehicle put on their seat restraint **quickly** before moving off

Morning

- Stop in Kiss & Drive bays (use **forward most bays**)

- Students **alight from left** of vehicle immediately
- Parents/carers must remain in the vehicle
- When students are clear of vehicle **indicate right** and enter traffic flow safely
- If there are no free bays on arrival, please **do not block the traffic**. Instead, drive up to the roundabout on Alexander Street or sue down Simper Street and drive around the block to re-join the queue at Kiss & Drive
- If you need to get out of the car to organise or farewell your child, Kiss and Drive may not be a suitable option for your family

Afternoon

- Only enter Kiss & Drive area if your children are **ready to be picked up**. It may be wise to give your child some time to get to the Kiss & Drive area before coming to collect them.
- **If your child is not ready, don't stop** – drive up to the roundabout on Alexander or south down Simper Street, drive around the block and back to the Kiss & Drive, re-joining the queue
- If there are no free bays, please **do not block the traffic**. Instead, follow the directions above.
- Encourage your child to **wait safely** in the area adjacent the footpath and **look out for you**

Please share this important information with your children, as well as friends and family members who may also drop off and/or pick up your children from school. Your understanding & consideration is appreciated.




Children's safety at schools is becoming an ever-increasing concern due to unsafe driver behaviour and congestion.

Parking is always limited.

Avoid taking the car is possible and walk.

Park in accordance with parking and directional signage as this creates a safer environment for your kids attending the school.

Prohibition Parking Signs

	<p>A vehicle cannot stop at all to set down or pick up passengers.</p>
	<p>A vehicle may only stop to immediately drop off or pick up a passenger or goods. The driver must remain in the vehicle.</p>
	<p>Children warning and 40km/hour school speed zone signs are the responsibility of Main Roads WA.</p>

Road safety is everyone's responsibility!

The Town of Cambridge provides road safety information to all schools. Please contact your school if you want information on road safety.

Contact **Main Roads** on **138 138** to report any damaged signs or to request for more signs.